

Nemaslug[®] 2.0

Biological slug killer

- Effective natural control
- Compatible with organic gardening
- Easy to use, just add water



Refrigerate on receipt. Adhere to the Use By Date.

Treats up to 40m² and lasts up to 6 weeks.

Emergency Information (24 hour Freephone) 00 49 180 2273112
Technical Enquiries 0845 602 2553 (office hours)

Order Online at NematodesDirect.co.uk

Nemaslug[®] 2.0

Biological slug killer

If medical advice is needed, have product container or label at hand.
Keep out of reach of children.
Read label before use.




Nemaslug[®] 2.0 uses nematodes (*Phasmarhabditis* sp.). All our products are continually quality tested to ensure effectiveness.

Nemaslug[®] 2.0 controls most common species of small to medium sized slugs. Start your control early and you will be able to target the young slugs growing under the ground before they do any damage.

For best results:

- Always use in accordance with instructions.
- Upon receipt, use immediately or store in a refrigerator (do not freeze).
- Do not use product beyond Use by Date.
- Use the entire packet at one time, do not store stock solution.
- Keep the nematode suspension agitated, as nematodes settle out quickly.
- For outdoor/glasshouse /polytunnel applications use when slugs are active and soil temperature is consistently above 5°C.
- Avoid applications in bright sunlight.
- Apply in the evening or in dull conditions.
- Ideally apply during rainfall.
- Soil or substrate must be moist before and for at least 2 weeks after application.
- One application will provide control for up to 6 weeks, for continued protection re-apply at this time.
- Infected slugs stop feeding quickly and die below ground within 4 – 21 days.
- See inside sleeve for further information.

How to use:

1. Dissolve the entire contents of the pack in a bucket containing 4 litres of water to create a stock solution. 
2. Stir vigorously and immediately take 0.5 litre of the stock solution, add to an empty watering can fitted with a very coarse rose (≥1.4 mm diameter holes) and fill with 4.5 litres of water. 
3. Apply the solution to an eighth of the soil area to be treated. 
4. Repeat steps 2 and 3 until the whole area is treated.
5. Water the treated area after application.

This pack fills 8 watering cans of 5 litres and treats up to 40 m² (50sq yds). Also easily applied with a recommended garden hose applicator – see inner sleeve or visit www.nemasysinfo.co.uk

Nemaslug® 2.0

Biological slug killer

Slugs are generally active when plants start growing and soil temperature is over 5°C. Young slugs tend to stay underground, feeding on decaying organic matter, developing unseen and waiting for young seedlings to be planted. They breed all year round with two overlapping generations. Peak egg laying is Mar – Apr and Sept – Oct.

Using the biological power of nematodes to protect your plants:

- Increasing nematode numbers in the soil helps to reduce pest populations.

How nematodes work:

- Our specially selected nematodes attack slugs by entering their bodies near the breathing pore.
- Once inside, they reproduce in huge numbers, making the slugs terminally ill.
- Soon after a slug has died, a new generation of hungry nematodes disperses to hunt down further slugs.
- When nematodes can no longer find slugs, they will die off.

Application by garden hose applicator


Add entire contents of the pack to the bowl of the feeder. Fill the bowl with water, mix thoroughly until fully dispersed and attach the hose. With the feeder in an upright position, apply evenly to the whole of the area using a side-to-side motion. Application will take approximately 8 minutes (on Variable spray Miracle-Gro® Feeder set spray to 'flat') under standard water pressure conditions. To make sure the nematodes are adequately watered in, treat the same area again for a further 8 minutes if treating a vegetable patch or 16 minutes if treating a lawn. Applications to lawns require more water to wash the nematodes through the grass thatch.

Application schedule

To maintain the effectiveness of your slug control programme you should re-apply Nemaslug® 2.0 at least every 6 weeks when the soil temperature is suitable. Display this calendar, in your shed or greenhouse marked with the date of each subsequent treatment and order your next pack in good time.

	JAN	FEB	MAR	APR	MAY	JUN	JUL	AUG	SEP	OCT	NOV	DEC
Date:												


Also available in the Nemasys®/Nemaslug® range:



Biological Garden chafer grub killer



Biological fruit and veg protection



Biological leatherjacket killer



Biological no ants



Biological vine weevil killer

Miracle-Gro® is a registered trademark of The Scotts Company LLC or its affiliates.

Order Online at NematodesDirect.co.uk